


YEAR 11



**Revision Support
Booklet**



Mock Preparation: Support and Guidance

Over the next half term you will be receiving lots of important information that will help to guide you through your revision and help you with your mock exam preparation.

This booklet will outline top tips on how an effective revision strategy should look, take you through the most successful revision strategies, and highlight key resources for you to use.

Remember, there are lots of staff members who are here to support you during this time, whether you need help with organising your revision or you are finding yourself overly worried about the mock exams. Your go to staff members are:

- Your Form Tutors/subject teachers
- Mr Barnett (Head of Year)
- Mrs Purslow (Pastoral Support Manager)
- Mrs Hunter (Mental Health and Wellbeing Support)
- Mrs Tasker
- Mrs McGahey
- Mrs Feast

MOCK PREPARATION: SUPPORT AND GUIDANCE

Your mock examination timetable

Knowing when each exam is due to take place will help you to prioritise subjects within your revision timetable. This will also guide you in knowing what equipment you must bring with you each day to ensure that you can successfully complete your mock exams.

See pages 20–49 for specific subject revision lists.

	9:00 start (8:45 AA rooms)	13:30 start (13:00 AA rooms)
Monday 2nd December	Biology Trilogy/Separates 1hr 15/1hr 45	Media Studies 1hr 30
Tuesday 3rd December	English Language 1hr 45	Maths paper 1 1hr 30
Wednesday 4th December	Business Studies 1hr 45 Dance 1hr 30	Geography 1hr 30
Thursday 5th December	Psychology 1hr 45 IT 1hr 30	Computer Science paper 1 1hr 30 German Reading & Listening R: (F) 45mins (H) 1hr L: (F) 35mins (H) 45mins
Friday 6th December	Chemistry Trilogy/Separates 1hr 15/1hr 45	Maths Paper 2 1hr 30

	9:00 start (8:45 AA rooms)	13:30 start (13:00 AA rooms)
Monday 9th December	English Literature 2hrs 15	French Reading & Listening R: (F) 45mins (H) 1hr L: (F) 35mins (H) 45mins Spanish Reading & Listening R: (F) 45mins (H) 1hr L: (F) 35mins (H) 45mins
Tuesday 10th December	History 1hr 50	Design Technology 1hr 30 Religious Studies 1hr 30
Wednesday 11th December	Physics Trilogy/Separates 1hr 15/1hr 45	Maths paper 3 1hr 30
Thursday 12th December	Drama 1hr 45 Computer Science paper 2 1hr 30	GCSE PE 1hr 30
Friday 13th December	Music 1hr 45 German Writing (F) 1hr (H) 1hr 15	French Writing (F) 1hr (H) 1hr 15 Spanish Writing (F) 1hr (H) 1hr 15

	ALL DAY 8:45 start (ET at the end of the day)
Monday 16th December	Catering practical (11B) Art practical Textiles practical
Tuesday 17th December	Catering practical (11D) Photography practical (11B)
Wednesday 18th December	Rewards trip Photography practical
Thursday 19th December	Photography practical
Friday 20th December	Early closure

REVISION SUPPORT:

TAKE ADVANTAGE OF WHAT IS ON OFFER

Your teachers have outlined below a range of sessions which they would like you to attend in the run up to the mock exams to help support you in recapping key knowledge and therefore boosting your confidence and self-belief before your exams. You are expected to attend at least 3 of these sessions each week. Remember, lots of your teachers mark for the exam boards so attending revision sessions with them will be incredibly beneficial.

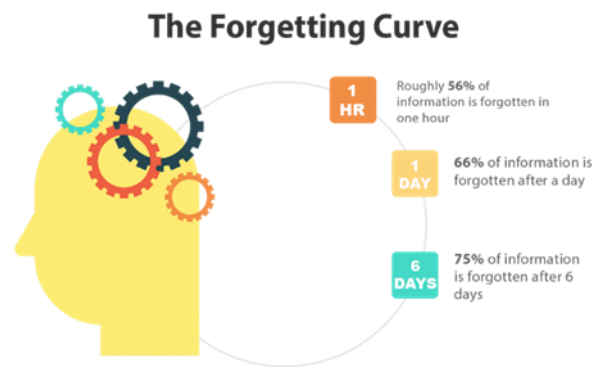
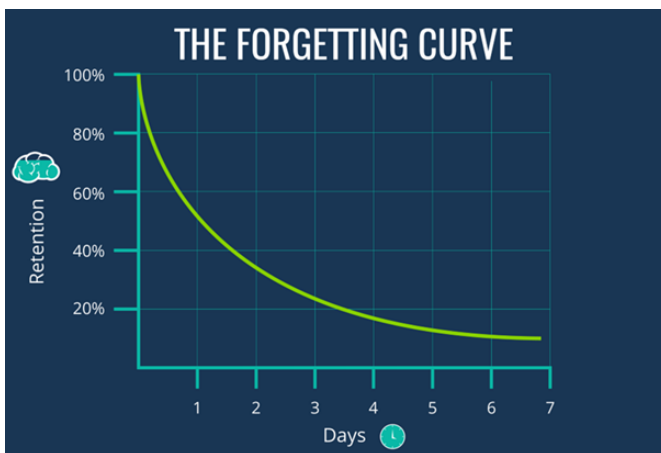
Refreshments will be provided in the 'Revision Room' each evening it is on.

SESSION	STAFF	TIME	VENUE
MONDAY LUNCHTIME			
Health and Social Care (Coursework support)	Mrs Harrison/Miss Steele	1.35-2.05pm	B204
Geography	Mr Elwood	1.35-2.05pm	A215
English (11Y1D/11X1A) (Week A)	Miss Penketh	1.35-2.05pm	A121
RS	Miss Barnes	1.35-2.05pm	A208
Maths	Mr Newns	1.35-2.05pm	E104
Business	Miss Kenyon	1.35-2.05pm	B203
TUESDAY MORNING			
Breakfast Club (Invite only)	Mrs McGahey	8am-8.45am	Library
TUESDAY LUNCHTIME			
Design Technology	Mr Beardsall/Miss Bletsoe	1.35-2.05pm	E106
English (11Y1D/11X1A) (Week B)	Miss Penketh	1.35-2.05pm	A121
Photography	Mrs Collins/Miss Anderson	1.35-2.05pm	E205
Maths	Mrs Monks	1.35-2.05pm	E102
Maths	Mr Newns	1.35-2.05pm	E104
Maths 11X2A	Ms Dean	1.35-2.05pm	S102
TUESDAY AFTERSCHOOL			
Revision Room	Mrs Tasker	3.10-4pm	Library
English	Miss Crowder	TEAMS	TEAMS
English (11X3A)	Miss Lawson-Corney	3.10-4pm	S206
Maths 11Y1B	Miss Beck	3.10-4pm	S208
Psychology (Week B only)	Mrs Wagstaff	3.30-4.15pm	S108
WEDNESDAY MORNING			
Breakfast Club (Invite only)	Mrs McGahey	8am-8.45am	Library
WEDNESDAY LUNCHTIME			
Biology (11X1D, 11SC2 and 11Y1A)	Miss Farmer	1.35-2.05pm	E306
Biology (11Y1C, 11X1E, Separates)	Mr O'Flynn	1.35-2.05pm	E308
GCSE PE	Mr Kerwin	1.30-2pm	S101
Geography (Week B)	Mr Harman/Mr Iddon	1.35-2.05pm	A218/A216
Maths	Ms Beswick	1.35-2.05pm	E212
Maths	Mr Newns	1.35-2.05pm	E104

SESSION	STAFF	TIME	VENUE
WEDNESDAY AFTERSCHOOL			
Revision Room	Mrs McGahey	3.10-4pm	Library
Catering	Ms Deane	3.10-4pm	E205
Maths 11X2A	Ms Dean	3.10-4pm	S102
English (11X1D/11Y1A)	Mrs Hartley	3.10-4pm	A117
English	Mrs Feast	3.10-4pm	A203
English	Ms Lorenzelli	3.10-4pm	A214
English	Miss Melia	3.10-4pm	S205
English	Mrs Culver	3.10-4pm	A114
English	Mr Dickinson	3.10-4pm	A119
THURSDAY MORNING			
Breakfast Club (Invite only)	Mrs McGahey	8.am-8.45am	Library
THURSDAY LUNCHTIME			
Media Studies	Mr Finnigan	1.35-2.05pm	B206
Design Technology	Mr Beardsall/Miss Bletsoe	1.35-2.05pm	E106
Geography (Week A)	Mr Iddon	1.35-2.05pm	A218
English	Mr Dobson	1.35-2.05pm	A211
English	Miss Tunstall	1.35-2.05pm	A210
RS (Invite only)	Miss Barnes	1.35-2.05pm	A208
Maths	Ms Beswick	1.35-2.05pm	E212
Maths	Mr Newns	1.35-2.05pm	E104
Maths	Mrs Quilter	1.35-2.05pm	E103
Maths (Peer Mentor Session-invite only)	6 th form/Miss Durbin	1.35-2.05pm	S101
History (Cold War)	Mr Wilde	1.35-2.05pm	A201
History (Elizabethan England)	Miss Howard	1.35-2.05pm	A202
THURSDAY AFTERSCHOOL			
Revision Room	Mrs Feast	3.10-4pm	Library
Design Technology	Miss Bletsoe	3.10-4.10pm	E106
Design Technology	Mr Beardsall	3.10-4.10pm	E110
Spanish (Week A: Foundation, Week B: Higher)	Miss Moreno	3.10-4.10pm	L106
English	Miss Tunstall	3.10-4pm	A210
Fashion (invite only)	Mrs Morris/Miss Grattan	3.10-4pm	E210
Art (invite only)	Mrs Taylor	3.10-4pm	E208
FRIDAY MORNING			
Prepare to Perform (Open Breakfast Club)	Mrs Hunter	8.15-8.45am	Library
FRIDAY LUNCHTIME			
Design Technology	Mr Beardsall/Miss Bletsoe	1.35-2.05pm	E106
French Speaking	Ms Power	1.15-2pm	L104
German Speaking	Ms Kassier	1.15-2pm	L206
English	Miss Wilson	1.35-2pm	A113
Maths	Mr Newns	1.35-2.05pm	E104
Sparx Maths	Mrs Monks	1.35-2.05pm	E105
FRIDAY AFTERSCHOOL			
Revision Room	Mrs Feast	3.10-4pm	Library

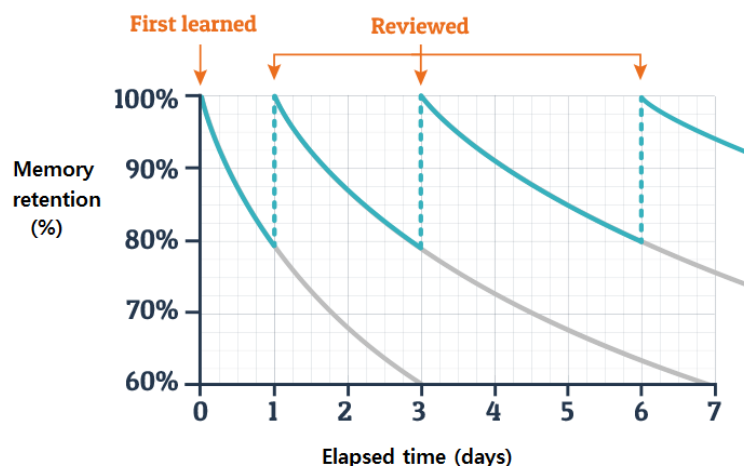
EFFECTIVE REVISION STRATEGIES

All of you are unique and therefore some strategies that work for your friends, may not necessarily work for you. We have provided you with a broad range of different methods for you to try and experiment with to see what works best for you. The one thing that all of these methods have in common, is that they are all focused on repeated retrieval activities which allow knowledge to be embedded within your long-term memory.



The Ebbinghaus forgetting curve shows you how quickly new knowledge is lost if it is not revisited. **This is why recapping key knowledge, little and often, is the most effective way of ensuring you remember it!**

Cramming doesn't work as it tricks your brain into thinking you remember key knowledge, when in fact, it has not been retained into your long term memory to apply it.



EFFECTIVE REVISION STRATEGIES

Things to try:

The Core Four - The Lymm way of learning



**“Practice does not always make perfect,
but it does make permanent”, *Doug Lemov***



EFFECTIVE REVISION STRATEGIES: FLASHCARDS



1.

Identify

What are you creating flashcards on?

Do you have the resources you need?

Knowledge organisers
Textbooks
Lesson materials



2.

Design

1 Question per flashcard.

Making them concise and clear.

No extended answer questions.

To help with organisation you can colour code your flash cards per subject.



3.

Use

Read the question

Say your answer out loud
OR
Write your answer down

Check your answer

Put your flashcards in two piles, correct and incorrect.

Quiz yourself on each card at least three times.



4.

Revisit

Resist the questions you got wrong.

Did you just forget? Or make a small error that can be corrected?

Do you need to go back to your notes?

Do you need further help from your teacher?



5.

Review

How have you performed when you look back at your answers?

Which flashcards need to be repeated next time?

Is your knowledge secure? If so, move onto applying knowledge in that area in exam questions.

EFFECTIVE REVISION STRATEGIES: SELF QUIZZING



1.

Identify knowledge

Identify knowledge/content you wish to cover.



2.

Review and create

Spend around 5-10 minutes reviewing content (knowledge organisers/class notes/text book)

Create x10 questions on the content (If your teacher has not provided you with questions)



3.

Cover and answer

Cover up your knowledge and answer the questions from memory.

Take your time and where possible answer in full sentences.



4.

Revisit

Go back to the content and self mark your answers in green pen.



5.

Review

Review the areas where there were gaps in knowledge, and include these same questions next time.

EFFECTIVE REVISION STRATEGIES:

MIND MAPS



1.

Identify knowledge

Select a topic you wish to cover.

Do you have the resources you need?

Knowledge organisers
Textbooks
Lesson materials



2.

Identify sub topics

Place the main topic in the centre of your page and identify sub topics that will branch off.



3.

Branch off

Branch of your sub topics with further detail.

Try not to fill the page with too much writing.



4.

Review

is the information on your mind map accurate?

If you need to correct anything



5.

Revisit it

Place completed mind maps in places where you can see them frequently.

Use it to help you prioritise your revision, you can RAG rate it.

TRIED AND TESTED:

BRAIN DUMPS



1.

Identify knowledge

Identify knowledge/content you wish to cover.

Do you have the resources you need?

Knowledge organisers
Textbooks
Lesson materials

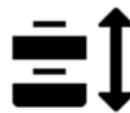


2.

Write it down

Take a blank piece of paper/white board and write down everything you can remember about that topic. (with no prompts)

Give yourself a timed limit (e.g. 10 minutes)



3.

Organise information

Once complete and you cannot remember any more use different colours to highlight/underline words in groups.

This allows you to categorise/link information.



4.

Review

Compare your brain dump to your K/O or book and check understanding.

Correct any incorrect information.

Add any key information you have missed (key words) in a different colour.



5.

Revisit

Keep your brain dump safe and revisit it.

Next time you attempt the same topic try and complete the same amount of information in a shorter period of time or add more information.

CREATING HEALTHY HABITS: GETTING THE ENVIRONMENT RIGHT!

1. Create a quiet, dedicated study space
2. Minimise distractions (e.g., turn off notifications)
3. Ensure good lighting in your study area
4. Use a comfortable chair and proper desk
5. Consider soft background noise, like instrumental music (i.e. music without lyrics)
6. Keep water and healthy snacks nearby
7. Keep your study space tidy and organised
8. Maintain a comfortable room temperature
9. Remove unnecessary gadgets from your workspace
10. Display a revision timetable or goals in view

HOW TO MAKE YOUR HOME A REVISION-FRIENDLY ENVIRONMENT

Their own study space



Adjust their tech

Because it's really distracting!



Use do not disturb mode; no desktop notifications (if they're using computer for revision; study without phone)

SLEEP

Really important for mental health, memory & learning



Healthy eating



Encourage breaks



10-15 mins off every hour helps concentration

Keep talking



Teen & parents - so teen can voice their feelings & worries about anything & you, the parent, can help & comfort them

MANAGING STRESS:

STRATEGIES FOR EFFECTIVE REVISION

For students:

1. Establish a revision schedule

create a structured timetable to break down material into manageable chunks, reducing overwhelm and promoting control.

2. Engage in regular physical activity

exercise decreases stress hormones and boosts mood, improving mental clarity and resilience.

3. Get adequate sleep

prioritise 7-9 hours of sleep each night for better memory consolidation and cognitive function.

4. Practice past papers and mock exams

familiarity with exam formats reduces anxiety and builds confidence.

5. Utilise active recall and spaced repetition

use these techniques to enhance retention and understanding during revision.



CREATING A REVISION TIMETABLE

It is really important that you plan your time to revise effectively. We advise you to space out your revision and break larger subjects down into topics, revisiting these topics every couple of days to keep re-testing yourself. Never spend your evening only focusing on one area, mix it up!

If you know that you have a prior engagement (e.g., football training or a regular club that you attend weekly) blank it off so that you can stick to the revision you have planned. Remember, don't avoid the subjects you find trickier, prioritise them to allow you more time to grasp the knowledge and boost your confidence!

Use the template on the next two pages to get started! Extra copies of these can be found on the school website.

Name: _____

Revision Timetable

WEEK A

Time	Monday	Tuesday	Wednesday	Thursday	Friday	Time	Saturday	Sunday
Lunchtime Session						9.00-9.45am		
Afterschool Session						9.45-10.30am		
4.00-4.45pm						10.30-11.15am		
4.45-5.30pm						11.15-12.00		
5.30-6.15pm						12.00-12.45pm		
6.15-7.00pm						12.45-1.30pm		
7.00-7.45pm						1.30-2.15pm		
7.45-8.30pm						2.15-3.00pm		
						3.00-3.45pm		
						3.45-4.30pm		
						4.30-5.15pm		
						5.15-6.00pm		

December Mocks	2 nd -13 th December
Core Mocks (English/Maths/Science)	3 rd -7 th March
GCSE Exams	8 th May-20 th June

Remember, at least 2 hours of revision each day plus your homework...more at the weekend. Attending revision sessions in school can support you to achieve this and take off some of the pressure at home!

Revision Timetable

WEEK 8

Name: _____

Time	Monday	Tuesday	Wednesday	Thursday	Friday	Time	Saturday	Sunday
Lunchtime Session						9.00-9.45am		
Afterschool Session						9.45-10.30am		
4.00-4.45pm						10.30-11.15am		
4.45-5.30pm						11.15-12.00		
5.30-6.15pm						12.00-12.45pm		
6.15-7.00pm						12.45-1.30pm		
7.00-7.45pm						1.30-2.15pm		
7.45-8.30pm						2.15-3.00pm		
						3.00-3.45pm		
						3.45-4.30pm		
						4.30-5.15pm		
						5.15-6.00pm		

December Mocks	2 nd -13 th December
Core Mocks (English/Maths/Science)	3 rd -7 th March
GCSE Exams	8 th May-20 th June

Remember, at least 2 hours of revision each day plus your homework...more at the weekend. Attending revision sessions in school can support you to achieve this and take off some of the pressure at home!

Year 11 Exam Prep

Breakfast Club

'Prepare to Perform'

Friday Form Time

When? - 8.15-8.45

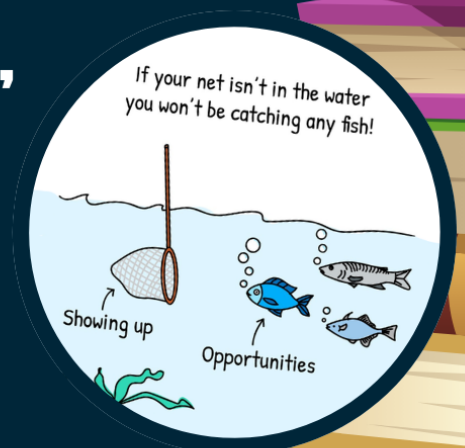
Where? - N206

Register here!

For who? - Open to all pupils!

What for?

**Exam and revision tips,
revision timetables,
'how to revise', exam
stress coping skills,
revision support.**



LOOKING AFTER YOUR WELLBEING

The mock exam period can seem like a daunting time; however, if you stick to the support and guidance offered by taking control of your revision and attending the support sessions on offer, you will be setting yourself up for success! Here are a couple of healthy reminders to look after your wellbeing during this period, and details of where you can access support if you are struggling.



LOOKING AFTER YOUR WELLBEING

At Lymm High School we offer comprehensive support for student mental health and wellbeing. We recognise that the prospect of GCSE examinations can feel daunting and cause some students to feel overwhelmed. We are passionate about early intervention and equipping students with the tools they need to develop their emotional resilience and feel like they can overcome challenges they are experiencing. Not only do we have our pastoral team, we also have a designated mental health lead and two regular school counsellors who support our students. We also have a school nurse who attends weekly to offer 'drop in' support.

Designated Mental Health Lead: Mrs R Hunter (rhunter@lymmhigh.org.uk)

School Nurse 'Drop In': Wednesdays at break time (based in Student Services)

Below and overleaf are helpful and useful organisations who can offer support for student mental health and wellbeing

Beat – 'Beat Eating Disorders Support'



National Charity Website offering eating disorder support and advice
<https://www.beateatingdisorders.org.uk>

The Mix



The Mix provides a free confidential telephone helpline and online service that aims to find young people the best help, whatever the problem. You can call 0808 808 4994 for free – lines are open from 11am to 11pm every day.
https://www.themix.org.uk/?gclid=EAlalQobChMikcvrgYPM6AIVhrTtc_h3R6AWFEAAAYASAAEgKtbFD_BwE

PAPYRUS – Prevention of Young Suicide Charity



PAPYRUS' HOPElineUK is for young people (aged under 35) who are having thoughts of suicide and anyone who is worried about a young person who may be at risk of suicide.
<https://papyrus-uk.org/>

Shout – Advice Line



Shout provides free, confidential support, 24/7 via text for anyone at crisis anytime, anywhere. You can text SHOUT to 85258 in the UK to text with a trained Crisis Volunteer and text with someone who is trained and will provide active listening and collaborative problem-solving
<https://www.crisistextline.uk/>

The Warrington School Health Service



The school health service supports young people with a variety of health concerns. The health service can be accessed directly using the link below, via the GP or school staff referral. Our School Nurse can also be accessed confidentially by our students on a Thursday lunchtime 'drop in' from 1.15-2.10pm. (See page 13)
<http://bridgewater.nhs.uk/warrington/warrington-school-health/>

Wired' Warrington Young Carers Service



Warrington Young Carers service supports young people with in their role as a carer by providing one to one support and group support both within school and within the local community.
<https://www.mylifewarrington.co.uk/kb5/warrington/directory/service.page?id=GngJMcCMfJ4>

Chat Health



This award-winning messaging helpline platform provides a safe way for users to anonymously get in touch with a healthcare professional via their mobile phone. (See page 15)

<https://chathealth.nhs.uk/>

LOOKING AFTER YOUR WELLBEING

Happy? OK? Sad?



Warrington emotional wellbeing signposting website with advice, guidance and links to support for young people and adults both locally and nationally.
<http://happyoksad.org.uk>

CAMHS



Warrington CAMHS website offers advice and signposting if young people are struggling to cope with their feelings or you are concerned about risk.

<https://www.nwbh.nhs.uk/camhs-warrington>

To help explain what CAMHS support is, see the helpful guides for Young People from Mind and YoungMinds below:

- <https://www.mind.org.uk/information-support/for-children-and-young-people/understanding-camhs/>
- https://youngminds.org.uk/find-help/your-guide-to-support/guide-to-camhs/?gclid=EA1aIQobChMlypz55_LG6AIVhbHtCh3U3QJHEAAYASAAEgJAbfD_BwE

Students can also access support by using the 'Tell US' app. This is a confidential way to access help and speak to someone within the school environment about any worries or concerns.

<https://www.lymmhigh.org.uk/tell-us/>

Young Minds



Mental Health Advice and Signposting for Young People.

<https://youngminds.org.uk>

Young Minds also have a crisis messenger service for young people to access 24/7:

- <https://youngminds.org.uk/find-help/get-urgent-help/youngminds-crisis-messenger/#youngminds-crisis-messenger>

Kooth.com



Free online counselling support, peer support and advice forums for young people.

<https://www.kooth.com/>

ChildLine



24 Hour advice and support line for Young People

<https://www.childline.org.uk/>

NHS Mental Health Helplines:



Visit this website for a comprehensive list of helplines highlighted by the NHS for emotional wellbeing and physical wellbeing needs.

<https://www.nhs.uk/conditions/stress-anxiety-depression/mental-health-helplines/>

Mind – UK Mental Health Charity



This website highlights support services in your local area alongside looking at specific mental health difficulties and tips to help. Below is a support section we have highlighted for Young People.

<https://www.mind.org.uk/information-support/for-children-and-young-people/>

Child Bereavement UK



Support service for young people following the loss of a loved one. (See page 8)

<https://www.childbereavementuk.org/>



ENGLISH: LANGUAGE

Exam board: AQA

What will my mock look like?

Language Paper 2: 1 hour 45 minutes

- **Section A**
 - Q1: Shade, 4 true statements
 - Q2: Summary
 - Q3: Language analysis
 - Q4: Comparisons
- **Section B**
 - Q5: Writing to persuade/explain/advise/inform. Could be a letter/speech/article.

80 marks total

Topics for revision

- Language techniques.
- Structural techniques.
- Have a list of 10 ambitious words you intend to include in your writing.

Where can I find revision materials to help me revise?

- YouTube: [Mr Bruff's Language playlist](#)
- [Seneca Learning](#)
- [AQA's website of past papers with mark schemes](#)
- [Twinkle Revision](#)
- [Quizlet](#)

ENGLISH: LITERATURE

Exam board: AQA

What will my mock look like?

Literature Paper 2: 2 hours 15 minutes

- **Section A:** 'An Inspector Calls' (choice of two questions, answer one).
- **Section B:** 'Power and Conflict' - one question with a blank copy of the poem you must write about and compare to another from the anthology.
- **Section C:** Unseen Poetry, two questions based on poems that have not been studied, you answer both questions. (Q1. 25 minutes, Q2. 10 minutes).

Topics for revision

An Inspector Calls

- Pick 3–5 golden concepts.
- Revise key language and structure features.
- Revise challenging vocabulary.
- Learn 3-5 phrases for analysis.
- Pair quotations from throughout the play to analyse.
- Revise all context for gender, class and politics from your Knowledge Organiser.
- Practice essay questions.
- Don't forget to **HARIBO**.

Topics for revision

Power and Conflict poems

- Pick 3–5 golden concepts to revise in depth and detail.
- Revise key language features and structural features.
- Revise challenging vocabulary that will enhance your analysis.
- Learn 3–5 phrases for your analysis.
- Revise the cue cards you have made for homework.
- Practice essay questions.
- Don't forget to **HARIBO**.

Topics for revision

Unseen Poetry

- Ensure you have learnt TOOLS (Title, overview, organisation, language and speaker). Use this to structure your essay for Q1 on Section C.
- Practice TOOLS on a poem you have studied from Power and Conflict.
- Find practice questions on the AQA website.

Where can I find revision materials to help me revise?

- Seneca learning
- BBC Bitesize
- Mr Bruff revision videos on Youtube
- Past papers on AQA website
- English staff will upload revision resources to Class Charts

MATHS: FOUNDATION

Exam board: AQA

What will my mock look like?

- Paper 1: Non-calculator (90 minutes)

Topics for revision

Number

- Basic arithmetic
- Percentages of amounts
- Fractions of amounts
- Estimation and approximation
- Negative numbers
- Square numbers and roots
- Rules of indices
- Factors and multiples
- Money problem

Algebra

- Using a formula
- Sequences
- Time series graph
- Solving equations including unknowns on both sides
- Solving an inequality

Ratio and proportion

- Converting metric units
- Sharing into a ratio
- Comparing proportions

Shape

- Coordinates
- Parallel lines
- Congruent shapes
- Areas

Data

- Systematic listing
- Averages and range

Where can I find revision materials to help me revise?

- www.Mathswatch.co.uk
- [Maths Genie - Free Online GCSE Maths Revision](#)
- Past paper revision booklet
- AQA website
- Collins Revision Guide

MATHS: FOUNDATION

Exam board: AQA

What will my mock look like?

- Paper 2: Calculator (90 minutes)

Topics for revision

Number

- Fraction, decimal , percent-age conversions
- Standard index form
- Reverse percentages

Algebra

- Simplifying algebra
- Straight line graphs
- Changing the subject of a formula
- nth term
- Distance time graphs
- Quadratic graphs

Ratio and proportion

- Best buy problem
- Inverse proportion

Shape

- Types of angles
- Symmetry
- Area and perimeter
- Circles
- Trigonometry

Data

- Pictograms
- Probability
- Probability tree diagrams

Where can I find revision materials to help me revise?

- www.Mathswatch.co.uk
- [Maths Genie - Free Online GCSE Maths Revision](#)
- Past paper revision booklet
- AQA website
- Collins Revision Guide

MATHS: FOUNDATION

Exam board: AQA

What will my mock look like?

- Paper 3: Calculator (90 minutes)

Topics for revision

Number

- Negative numbers
- Money problems
- Function machines
- Using fractions
- Indices
- Percentage increase and decrease
- Percentage change

Algebra

- Inequalities
- Simplifying algebra
- Sequences
- Identities

Ratio and proportion

- Best buy problem
- Simplifying ratios
- Speed, distance, time

Shape

- Properties of 3D shapes
- Coordinates
- Rules of angles
- Pythagoras' theorem

Data

- Bar charts
- Frequency trees
- Scatter diagrams
- Sampling

Where can I find revision materials to help me revise?

- www.Mathswatch.co.uk
- [Maths Genie - Free Online GCSE Maths Revision](#)
- Past paper revision booklet
- AQA website
- Collins Revision Guide

MATHS: HIGHER

Exam board: AQA

What will my mock look like?

- Paper 1: Non-calculator (90 minutes)

Topics for revision

Number

- Number
- Order of operations
- Error bounds
- Estimation and approximation

Algebra

- Coordinate geometry
- Time series graphs
- Solving equations
- Inequalities
- Simultaneous equations
- Subject of the formula
- Equation of a circle
- Sequences
- Simplifying algebra

Shape

- Transformations
- Areas
- Arc length and sector area
- Trigonometrical values

Data

- Venn diagrams and probability

Where can I find revision materials to help me revise?

- www.Mathswatch.co.uk
- [Maths Genie - Free Online GCSE Maths Revision](#)
- Past paper revision booklet
- AQA website
- Collins Revision Guide

MATHS: HIGHER

Exam board: AQA

What will my mock look like?

- Paper 2: Calculator (90 minutes)

Topics for revision

Number

- Standard index form
- Reverse percentages
- Percentage increase
- Algebraic manipulation

Algebra

- Straight line graphs
- Distance-time graphs
- Quadratic graphs
- Quadratic expressions
- Iteration

Ratio and proportion

- Inverse proportion
- Unit conversion

Shape

- Circles
- Congruence
- Trigonometry
- Vector geometry
- Volume

Data

- Probability
- Averages from grouped data
- Cumulative frequency and boxplots

Where can I find revision materials to help me revise?

- www.Mathswatch.co.uk
- [Maths Genie - Free Online GCSE Maths Revision](#)
- Past paper revision booklet
- AQA website
- Collins Revision Guide

MATHS: HIGHER

Exam board: AQA

What will my mock look like?

- Paper 3: Calculator (90 minutes)

Topics for revision

Number

- Prime factors

Algebra

- Sequences
- nth term
- Identities
- Straight line graphs
- Non-linear graphs
- Coordinate geometry
- Functions

Ratio and proportion

- Speed, distance, time
- Ratio problems

Shape

- Pythagoras' theorem
- Sine rule
- Volume

Data

- Sampling
- Expectation
- Probability tree diagrams
- Relative frequency

Where can I find revision materials to help me revise?

- www.Mathswatch.co.uk
- [Maths Genie - Free Online GCSE Maths Revision](#)
- Past paper revision booklet
- AQA website
- Collins Revision Guide

SCIENCE

Exam board: AQA

What will my mock look like?

All students will sit three papers

- Biology Paper 1
- Chemistry Paper 1
- Physics Paper 1

Topics for revision

Biology

- Cell biology
- Organisation
- Infection and Response
- Bioenergetics

Chemistry

- Atomic Structure and the Periodic Table

- Bonding, Structure and the Properties of Matter
- Quantitative Chemistry
- Chemical Changes
- Energy Changes

Physics

- Energy
- Electricity
- Particle Model of Matter
- Atomic Structure

Where can I find revision materials to help me revise?

- Tassomai
- BBC Bitesize - revision notes and quizzes
 - [GCSE Combined Science - AQA Trilogy - BBC Bitesize](#)
 - [GCSE Biology \(Single Science\) - AQA - BBC Bitesize](#)
 - [GCSE Chemistry \(Single Science\) - AQA - BBC Bitesize](#)
 - [GCSE Physics \(Single Science\) - AQA - BBC Bitesize](#)
- Free Science Lessons. Short, informative videos that cover key ideas:
 - [Videos | freesciencelessons](#)
- Knowledge Organiser and knowledge retrieval books
- Past papers (AQA website)
- Cognito Science: [Free Maths & Science Revision and Past Papers for A-Level, GCSE and KS3 | Cognito \(cognitoedu.org\)](#)

BUSINESS STUDIES

Exam board: Edexcel / Pearson

What will my mock look like?

Paper 1 GCSE (1 hour 45 minutes).

You will need a pen, calculator and highlighter.

The paper will consist of:

- Calculations
- Multiple-choice
- Short-answer
- Extended-writing questions

Section A	No extract	35 marks
Section B	Extract - extract 1	30 marks
Section A	Extract - extract 2	25 marks

Questions in Sections B and C will be based on business contexts given in the paper (in a separate source booklet).

Topics for revision

Theme 1 – Investigating Small Business topics from:

- Topic 1.1 Enterprise and entrepreneurship
- Topic 1.2 Spotting a business opportunity
- Topic 1.3 Putting a business idea into practice
- Topic 1.4 Making the business effective
- Topic 1.5 Understanding external influences on business

Exam technique to remember

Multiple choice questions (MCQs) – check if you need to give 1 or 2 answers. Don't leave MCQs blank.

Make sure you put the answers in the correct place for the calculations. Check how many decimal places the question requires. ALWAYS Show your working. Manage your time effectively – roughly a minute a mark! You should make up some time on the MCQ, which will help you to gain some time to read the two 'extracts' or case studies in the exam.

To manage your time easily, break the paper into 30-minute chunks and think:

- after 30 minutes, I should have finished Section A when no extract.
- after 60 minutes, as well as Section A, I should have now finished all of Section B that relates to the first extract.
- which leaves the last 30 minutes to complete Section C that relates to the second extract.

Read every question twice to ensure that you answer the question that is specifically asked and not a different one. Try and attempt every question! Don't forget that Section A is not looking for any context... but the explain questions, found only in Section A, are worth 20% of the total GCSE marks – so take care in answering them precisely!

Read the extracts very carefully in Section B and Section C. The best marks will be awarded when answers are written in context; context can only be awarded if you have read the extract! Mentioning the name of the business or something that is found in the question is not enough for context to be awarded - your answer has to be embedded in the case! This means talk about the business in your answer, but don't just copy bits from the extract word for word; use the extract to help support your answer!

Remember in 'Discuss', 'Analyse', 'Justify' and 'Evaluate' questions – you need to include five interconnected points across a maximum of two points to help you reach the highest levels in the mark scheme (ABLTT)

9 Mark / 12 Mark Qs - Writing a Supported Judgement!

Answer the question: Don't sit on the fence – make a choice or decision. Don't forget the words "Overall I think".

Justify why you have chosen this option: This justification needs to be based on the analysis in your answer. Your judgement should relate to the case study. Try and use "not only would this be best becausebut also it is the best decision because....."

It depends on Factors: include long and short term considerations, will your judgement change if something else changes?

Where can I find revision materials to help me revise?

Pocket revision guide, Class booklets, Year 11 Teams – revision materials, [Bizconsesh – YouTube](#)

COMPUTER SCIENCE

Exam board: OCR

What will my mock look like?

Paper 1 – Computer Systems (1 hour 30 minutes)

Paper 2 – Computational thinking, Algorithms and Programming (1 hour 30mins)

The exams are made up of 1–4-mark questions. Programming questions are typically 5 or 6 marks – you will not be penalised twice for the same mistake. There is at least one longer answer question per paper (8–9 marks). Some questions may be fill in the blanks others you will have to write program code. If the question says, 'write an algorithm' and does not specify how to write it you can draw a flow chart. Read the question carefully as there are often clues in the questions or key terms you need to include. You will be asked to program on both Paper 1 and Paper 2.

Topics for revision

Computer Systems

- System Architecture
- Primary Storage
- Difference between ROM and RAM
- Secondary Storage
- Units
- Data Storage
- Binary conversions
- Binary Shifts
- Characters
- ASCII Code
- Threats to computer system
- Prevention methods

Computational thinking, Algorithms and Programming

- Abstraction & Decomposition
- Structure Diagrams
- Create, Interpret, and complete algorithms using flow-charts, Pseudo-code & Python
- Identifying common errors
- Trace Tables
- Programming fundamentals
- Testing
- Logic Gates

Where can I find revision materials to help me revise?

- Seneca Learning
- Craig N Dave YouTube Videos – OCR Exam Board
- SharePoint Revision folder
- Knowledge Organisers
- Revision sheets you have been making in homework tasks.
- GCSE Computer Science OCR Revision Guide (ISBN: 9781789085563)
- GCSE Computer Science OCR Exam Practice Workbook (ISBN: 9781789085570)

DANCE

Exam board: AQA

What will my mock look like?

1 hour 30 minutes

Topics for revision

Section A

- Knowledge and Understanding
- Hypothetical choreography – Action, Space, Dynamics
- Dance relationships
- Skills – Physical, technical, mental, expressive

Section B

- Critical appreciation of your own work – Shift, Breathe, Trio
- Mental skills
- Expressive skills
- Spatial content

Section C

- Critical appreciation of the professional works (4 out of 6)
- A Linha Curva
- Shadows
- Within her eyes
- Artificial Things

Aural setting

Costume

Lighting

Staging/set

Exam technique to remember

- Read the question.
- 6 mark and 12 mark answers – PEE – detail!
- Timings – it will say at the top of each section
- In section C make sure you know which feature the question is asking about.

Where can I find revision materials to help me revise?

- Watch all the set works as much as you can (videos on Teams)
- Interview video links in TEAMS
- All the files and documents on TEAMS
- Videos of Trio, Shift and Breathe mock on TEAMS
- [GCSE Dance Specification Specification for first teaching in 2016 \(aqa.org.uk\)](https://www.aqa.org.uk)

DESIGN TECHNOLOGY

Exam board: AQA

What will my mock look like?

Exam paper with 3 x Sections (1 hour 30 minutes)

A – Core Knowledge – 20 marks

B – Specialist Principles – 30 marks (think woods and plastics)

C – Design and Making Principles – 50 marks (think about your coursework)

You will need a pen, pencil, ruler and calculator.

Topics for revision

- How is Kevlar Made – what are its uses and properties?
- Properties of Manufactured Boards (e.g., Plywood, MDF, Chip-board)
- What is 'Just In Time' production (JIT)?
- Forces & Stresses – (e.g., Compression, Torsion, Tension)
- Wood Lamination Process – Know the process step by step
- CNC router – Subtractive manufacturing. How does it work, advantages and disadvantages
- Quality Control & Quality Assurance – What are they, what is the difference?
- Timbers – How are trees converted to wooden planks/beams?
How is plywood made?
- The impact of manufacturing products on the planet/
environment? Sustainability
- Ergonomics and Anthropometrics – what do these words mean?
- Collaboration in Design – Advantages and Disadvantages,
Examples of collaborative design

- Health and Safety in Workshop – Cutting Tools
- Why are finishes added to materials? Oil, Wax, Varnish, Paint
- Advantages & Disadvantages of CAD (2D Design, SketchUp)
- Orthographic and Isometric Drawing – Know how to draw in these techniques
- Why is modelling important, why do designers' model to develop ideas?

Exam technique to remember

- Use process of elimination on multiple choice questions
- Read the question carefully, underline key words
- Plan longer questions on spare pages, don't just start writing without having a structure planned
- Be specific, when asked for a material don't say wood, say Pine, Oak, Acrylic, etc.
- When analysing or evaluating a product make sure you refer to ACCESS FM

Where can I find revision materials to help me revise?

- Clear Revise GCSE Design & Technology Textbook
- BBC Bitesize
- TechnologyStudent.com
- Knowledge Organisers on Class Charts
- Past Papers on AQA website

DIGITAL INFORMATION TECHNOLOGY

Exam board: Pearson Edexcel

What will my mock look like?

Component 3: 1 paper (1 hour 30 minutes)

This paper is made up of a series of smaller answer questions with 1 or 2 longer answer questions usually around 10 marks. You may be asked to draw diagrams on this paper so you will need a ruler and pencil. You may be asked to perform calculations and therefore will need a calculator. Read all the questions carefully and look at the number of marks being given for each question.

Topics for revision

Learning Aim A –

Modern Technologies

- Ad Hoc Networks
- Cloud Storage
- Cloud Computing
- Platforms and services
- Maintenance, Set-up and performance
- Collaborative Technologies

Learning Aim B –

Cyber Security

- Why systems get attacked
- External Threats
- Internal Threats
- User Access Restriction
- Firewalls
- Anti-virus software
- Finding weaknesses
- Policies

Learning Aim C –

Implications of Digital Systems

- Sharing data
- Benefits of Technology
- Tech and the Environment
- Legal and Professional Guidelines
- Acceptable use policies
- Net Neutrality
- Criminal use of systems

Where can I find revision materials to help me revise?

- Know it all ninja
- Knowledge Organisers
- Sharepoint - Past Papers
- Pearson REVISE BTEC Tech Award Digital Information Technology (ISBN 10-1292272740)
- BTEC Tech Award 2022 Digital Information Technology Student Book (ISBN 10- 1292444606)

DRAMA

Exam board: AQA

What will my mock look like?

You will complete 1 written paper (1 hour 45 minutes).

Topics for revision

Blood Brothers

- Revision PPT.
- Set designs and costume designs Plot/Themes/Context.
- Characters – particularly Linda and Mickey, 8-mark, 12-mark and 20-mark questions.

Billy Elliot

- KOs.
- Billy Elliot -characters and acting skills – Mrs Wilkinson, Jackie Elliott, Tony Elliot and Billy in key scenes 1–5.
- Billy Elliot – revision PPTs.

Where can I find revision materials to help me revise?

- Blood Brothers – Production [Blood Brothers - Theatre Ink 2014 \(youtube.com\)](#)
- BBC Bitesize [Blood Brothers - Plot summary - Plot summary - Edexcel - GCSE English Literature Revision - Edexcel - BBC Bitesize](#)
- [Introduction and overview of Blood Brothers - Dramatisation - Edexcel - GCSE English Literature Revision - Edexcel - BBC Bitesize](#)
- [Blood Brothers - Characters overview - Characters - Edexcel - GCSE English Literature Revision - Edexcel - BBC Bitesize](#)
- [Blood Brothers - Themes overview - Themes - Edexcel - GCSE English Literature Revision - Edexcel - BBC Bitesize](#)
- [GCSE Drama - AQA - BBC Bitesize](#)

GEOGRAPHY

Exam board: AQA

What will my mock look like?

- Physical and Human Geography Topics (1 hour 30 minutes)
- You will need a pen, pencil, ruler and **calculator**.

Topics for revision

Urban Issues:

- Mumbai, Sustainable Cities, Challenges of urban change in the UK

Living World:

- Rainforest plant adaptations, deforestation causes and management, Challenges and Opportunities in Hot Deserts

UK Physical Landscapes:

- Coasts – Coastal features formed by erosion, Coastal Management Techniques
- Rivers – Characteristics of the upper stage of rivers, Formation of features in the middle stage, River management techniques

Skills:

- Mode, % Change

Exam technique:

- When describing distribution – Point, Evidence, Anomaly, Link 9 Marker – 2 sentence intro, knowledge, two sentence conclusion.

Where can I find revision materials to help me revise?

- [Geography Case Studies - YouTube](#)
- [Welcome to Coolgeography.co.uk](#)

HISTORY

Exam board: Edexcel

What will my mock look like?

Superpower relations and the Cold War, 1941–91 (55 minutes)

- 2 x “Explain one consequence of” question (8 marks) - 10 minutes
- 1 x Narrative account question (8 marks) - 15 minutes
- 2 x “Importance of x for y” (8 marks each - total of 16 marks) - 25 minutes

Early Elizabethan England, 1558–88 (55 minutes)

- 2 x “Describe one features of” question (4 marks) 5 minutes
- 1 x “Explain why” question (12 marks) - 20 minutes
- 1 x “How far do you agree?” Judgement essay (16 marks) - 25 minutes

Topics for revision

Key topic 1: The origins of the Cold War, 1941–58

- Ideological differences between the Superpowers
- Tehran, Yalta and Potsdam conferences
- Atomic bomb and arms race
- Soviet satellite states, Truman Doctrine and the Marshall Plan
- Cominform and Comecon
- The Berlin Crisis and its consequences
- The Hungarian Uprising

Key topic 2: Cold War crises, 1958–70

- Berlin Crisis 1958–61 and the Berlin Wall
- The Cuban Revolution
- The Cuban Missile Crisis
- The Prague Spring and Soviet control in Czechoslovakia

Key topic 3: The end of the Cold War, 1970–91

- Détente in the 1970s, SALT 1, Helsinki, and SALT 2
- The Soviet invasion of Afghanistan
- Reagan and the ‘Second Cold War’
- The impact of Gorbachev’s ‘new thinking’ on Eastern Europe
- Fall of the Berlin Wall and the collapse of the Soviet Union

Unit 1: Queen, Government and Religion 1558–1569

- Elizabethan England in 1558: society and government.
- Elizabeth's problems and solutions
- Religious divisions and Elizabeth's religious settlement (1559):
- Challenges to the Religious Settlement from Puritans and Catholics
- Mary Queen of Scots

Unit 2: Challenges to Elizabeth at Home and Abroad 1569–88

- Revolt of the Northern Earls, 1569–70 and Catholic Plots
- Execution of Mary Queen of Scots
- Causes of the war with Spain
- The Spanish Armada

Unit 3: Elizabethan Society in the Age of Exploration 1558–88

- Education in the home, schools and universities.
- Sport, pastimes and the theatre.
- Causes of and changing attitudes to Poverty
- Reasons for exploration and Drake's circumnavigation of the globe.
- The attempted colonisation of Virginia and reasons for failure.

Where can I find revision materials to help me revise?

- Seneca
All four topics are on Seneca. Pupils have access to this through their school log-in: [Free Homework & Revision for A Level, GCSE, KS3 & KS2 \(senecalearning.com\)](https://www.senecalearning.com)
- The History Teacher YouTube channel has loads of Edexcel revision videos: [The History Teacher - YouTube](https://www.youtube.com/channel/UC8v1U1U1U1U1U1U1U1U1U1U)
- Another Teacher-led Edexcel-based YouTube Channel: [Mr Prior - YouTube](https://www.youtube.com/channel/UC8v1U1U1U1U1U1U1U1U1U1U)
- Edexcel History Student Walkthroughs
Walkthroughs by the examiners to help prepare students for the exams [GCSE History student walkthroughs \(pearson.com\)](https://www.pearson.com/uk/revision/revision-guides/edexcel-history-student-walkthroughs)

MEDIA

Exam board: Eduqas

What will my mock look like?

Paper 2: Understanding Media Forms & Products (1 hr 30 mins) AV *Luther* extract

Section A: Television – crime drama (50 minutes). This section will assess:

- **Media Language and/or representation:** *Luther* – you will be shown an extract from episode 1 of *Luther*. You will then answer media language and/or representation questionings analysing the extract. [20 marks – 25 marks]
- **Media Contexts and audiences:** *Luther* and *The Sweeney* – You need to be ready to answer questions on why audiences watch crime dramas, how crime dramas have changed over time and how contexts influence crime dramas. [10 marks – 15 minutes]

Total = 30 marks

Section B: Music (40 minutes). This section will assess:

- **Media Language and/or representation:** You will answer a 20mark questions on two of the three music videos you have studied: *Bad Blood* (Taylor Swift), *Intentions* (Justin Bieber) and *Waterfalls* (TLC) analysing an aspect of Media Language or Representation. You will need to know how the content of each video is influenced by context. [20marks – 25marks]
- **Media Industries:** Music Websites – you will need to be ready to explain the purpose of music websites for both Swift and Bieber, how they promote artists, how they appeal to fans and how they are influenced by context. [10 marks – 15minutes]

Total = 30 marks

Topics for revision

Section A: Media Language and Representation

You should be prepared to demonstrate an understanding of how visual codes, technical codes and language codes are used to create meaning and construct representations. Consider how producers create versions of reality, convey ideas or values, use genre conventions, and reflect the contexts in which the products were produced.

Section A: Media contexts and audiences

This section will require you to demonstrate an understanding of how typical *Luther* and *The Sweeney* are within the genre of crime drama and how this genre has developed over time. You need to be able to explain how crime dramas reflect the key social, cultural and historical contexts in which they are produced.

Section B: Media and Representation

You need to revise the three music videos you have studied: *Bad Blood* (Taylor Swift), *Intentions* (Justin Bieber) and *Waterfalls* (TLC). This section may ask you to analyse how representations are constructed in each music video or how media language is used to create meaning. This question is not comparative so you should write about each video separately but reasonably evenly. You should be prepared to demonstrate an understanding of how social groups (gender and ethnicity), ideas and reality are represented. You will need to demonstrate an understanding of how these representations reflect social, cultural and historical contexts. You could bring in theoretical perspectives such as Mulvey's male gaze, Alvarado, Propp, Todorov, binary opposition, etc.

Section B: Media Industries

For this section you only need to revise Justin Bieber and Taylor Swift's official website and social media pages. You can comment on any or all versions of the website that we have studied. You will be required to demonstrate how websites respond to industry needs (marketing and profit) and audience needs. You should be able to demonstrate an understanding of how star persona is constructed through the website and social media pages.

Where can I find revision materials to help me revise?

- [Mrs Fisher – YouTube](#)

MODERN FOREIGN LANGUAGES (French, German, Spanish)

Exam board: AQA

What will my mock look like?

- Reading (Foundation: 45 minutes, Higher: 1 hour)
- Listening (Foundation: 35 minutes, Higher: 45 minutes)
- Writing (Foundation: 1 hour, Higher: 1 hour 15 minutes)

You will need a pen (and a spare pen).

You will sit a full Speaking exam in the week beginning 18th November, consisting of:

- 12 minutes' preparation time with the role play and photo card
- A Role Play (keep your answers simple)
- A Photo Card (try to give three clauses per answer and give an opinion with a reason)
- A General Conversation (try to give three clauses per answer and give opinions with reasons. Show off your grammar too!)

Reading:

- Section A (Q+A in English)
- Section B (Q+A in the target language)
- Section C (Translation into English)

Writing:

- Sentences on a photocard (Foundation only)
- 40 words (Foundation only)
- 90 words (Foundation and Higher)
- Translation into the target language (F+H)
- 150 words (Higher only)

You will then sit full papers for:

Listening:

- Section A (Q+A in English)
- Section B (Q+A in the target language)

Exam technique to remember:

- Never leave a multiple-choice answer blank!
- Listen to the whole first time of the listening text before you start writing.
- Leave time for checking your answers in the Reading and Writing.
- Don't give up if one or more parts are difficult, other parts will be easier!

Topics for revision

Theme 1

- **Topic 1:**
Me, my family and friends
- Relationships with family and friends
- Marriage/partnership

- **Topic 2:**
Technology in everyday life
- Social media
- Mobile technology

- **Topic 3:**
Free-time activities
- Music
- Cinema and TV
- Food and eating out
- Sport
- Topic 4: Customs and festivals in French-speaking countries/communities

Theme 2

- **Topic 1:**
Home, town, neighbourhood and region

- **Topic 2:**
Social issues
- Charity/voluntary work
- Healthy/unhealthy living

- **Topic 3:**
Global issues
- The environment
- Poverty/homelessness
- Topic 4: Travel and tourism

You will notice that the Listening and Reading papers may touch on further topics in places. Do not worry about this – just do your best. The Speaking and Writing papers will only cover Themes 1 and 2.

Where can I find revision materials to help me revise?

Please use your Knowledge Organiser, vocabulary lists, and any questions/answers that your teacher has asked you to complete in preparation for the General Conversation.

If you want to hear your answers out loud, use [Speechify: Free Text to Speech with Lifelike AI Voices](#)

MUSIC

Exam board: Edexcel

What will my mock look like?

- You will complete 1 paper (1hour 45minutes)

Topics for revision

- Instrumental Music 1700–1820 Bach and Beethoven
- Vocal Music – Purcell and Queen
- Music for Stage and Screen – Defying Gravity, Star Wars

Where can I find revision materials to help me revise?

All links to set works and revision websites can be found on our school

Microsoft Team:

[2024-11A-Mu1 - Extended Writing Resource - All Documents \(sharepoint.com\)](#)

[2024-11A-Mu1 - Set Works - All Documents \(sharepoint.com\)](#)

PE GCSE

Exam board: Edexcel

What will my mock look like?

- 1 Paper x 1 hour 30 minutes.
- Component 1 and Component 2 will be on the same paper. These are separate papers in the final GCSE exam Series.
- No practical assessment will take place for this exam, this will count towards 30% of the final grade in the summer.
- Your PEP coursework will also not contribute towards this exam. That will contribute 10% of your overall grade in the summer.

Topics for revision

Component 1

- **Applied anatomy and physiology** – Topics included, but not limited to, Bones, Muscles, Body and Energy Systems.
- **Physical training** – Topics included, but not limited to, Components of Fitness, Principles of Training and Methods of Training.
- **Movement Analysis** – Levers, Planes and Axis of Rotation.

Component 2

- **Sport Psychology** – Classification of Skill, SMART, Use of Feedback, Mental Preparation.
- **Socio Cultural**– Engagement patterns, commercialisation, ethical issues in sport.

Where can I find revision materials to help me revise?

All resources have been emailed to you in preparation for this exam. Please use all the Knowledge Organisers for each topic area.

Additional resources:

- *The Ever Learner* – [Youtube PE Channel](#) - [Edexcel GCSE PE 2022 Revision: Paper 1 - YouTube](#)
- BBC Bitesize PE - [GCSE Physical Education - BBC Bitesize](#)
- GCSE PE Revision World - [PE \(Physical Education\) | Revision World](#)

PSYCHOLOGY

Exam board: AQA

What will my mock look like?

- Your December mock exam will contain a mixture of Unit 1 and Unit 2 topics as we are not able to give you a full Unit 2 paper until we have finished delivering the content.

Your exam will last 1 hour 45 minutes and will be a mixture of multiple-choice questions, short answer questions and essay questions (9 marks).

Remember, you need a **calculator**.

Topics for revision

Your paper will contain:

- Social influence (Unit 2)
- Research Methods (Unit 1)
- Perception (Unit 1)
- Development (Unit 1)

Where can I find revision materials to help me revise?

- Knowledge Organisers for all topics – you have been given these already in class
- Sample essay plans for all topics (aside from research methods)
- Year 11 2024 Mock exam Personalised learning checklist - which gives you a list of everything you need to know.
- Psych boost video links sheet – use this to help you recap your knowledge. Click on the video related to the topic you wish to revise.

RS

Exam board: Edexcel

What will my mock look like?

The Religious Studies exam paper will be 1hour 30minutes. This will consist of:

- 3-mark questions (outline)
- 4-mark questions (explain)
- 5-mark questions (explain with quote evidence)
- 12-mark questions (evaluate)

Topics for revision

- Christian Beliefs
- Marriage & the Family (Christianity)
- Living the Christian Life
- Muslim Beliefs
- Crime & Punishment (Islam)

Exam technique:

- All quotes need to be embedded within your responses.
- In 12m questions, analysis needs to follow each point made(e.g., ‘this is a logical argument because’).

Where can I find revision materials to help me revise?

- All resources will be printed and shared.
- They will also be uploaded to teams: 2024 – 11A- Rs1
- A3 knowledge activity sheets
- Knowledge Organisers
- Complete practice Questions (work booklet)
- BBC Bitesize revision guides: [GCSE Religious Studies - Edexcel - BBC Bitesize](#)
- Useful short YouTube videos: Miss Morris Manc – playlist of videos for most topics you need to revise [HSBC UK x Shelter Zee | YT Bumper 4 v2 \(youtube.com\)](#)



NOTES

NOTES

